

- 
 5µL Blood
- 
 Room Temperature
Storage for
test cartridge
- 
 NGSP
Certified
- 
 IFCC
Certified
- 
 Boronate Affinity
Chromatography
- 
 5 Minutes
Result

Clover A1c HbA1c Analyzer


Features:


- One button operation; just sit and press start for the blood pressure monitor to start
- Very low noise during reading
- User memory for 2 people; Storage for 2*120 readings
- Arrhythmia Detection
- Compatible with both batteries and adapters
- Huge Screen to make it easy for everyone to read the blood pressure readings


Specifications:


Sample Type	Capillary whole blood, Venous blood anticoagulant
Test Range	20~130 mmol/mol(IFCC), 4.0~14.0%(NGSP)
Sample Size/Test Time	5µL/ 5min.
Storage Temperature	Meter : 10~35°C (50~95) Cartridge : 2~32°C (36~90)
Operating	17~32°C (63~90)


How to Use:


- 


1 Open the analyzer.
- 


2 Insert the cartridge.
- 

3 Shake the reagent pack 5-6 times.
- 

4 Place the blood sample 4µL at the sample collecting Area.
- 

5 Insert the reagent pack into the cartridge in the analyzer.
- 

6 Close the cover of analyzer.
- 

7 The test starts automatically by closing the cover, and the test result time countdown is displayed.
- 

8 After 5 minutes, when the test is over, the HbA1c% is displayed.

Contact us:

 Mobile No./ WhatsApp No. : +91 9310113243
 Web : www.klifecare.com
 Email : info@klifecare.com